



Garrett County Government
Fiscal Year 2023 Budget



Garrett County Government
Fiscal Year 2023 Budget
July 1, 2022 – June 30, 2023



Paul C. Edwards
Chairman

S. Larry Tichnell
Commissioner

James C. Hinebaugh, Jr.
Commissioner

The mission of Garrett County Government is to provide our citizens the highest quality service in a timely, efficient, and courteous manner. This delivery of services will be provided through the proficient competence of our employees and in partnership with our citizens. To totally achieve this goal, this Government must be operated in an open and accessible atmosphere, be based on comprehensive and strategic long-term and short-term planning, and have an appropriate managerial organization of fiscal responsibility.

Budget Message	1
Revenue	3
Expenditures	10
Non-Recurring Expense	20
Capital	23
Enterprise Funds	31
Tax Rates	37
Personnel	41

THE BOARD OF GARRETT COUNTY COMMISSIONERS

203 South Fourth Street - Courthouse - Room 207 Oakland, Maryland 21550
www.garrettcountry.org countycommissioners@garrettcountry.org
301-334-8970 301-895-3188 FAX 301-334-5000

Board of Commissioners

Paul C. Edwards
James C. Hinebaugh, Jr.
S. Larry Tichnell

County Administrator

Kevin G. Null

County Attorney

Gorman E. Getty III

GARRETT COUNTY GOVERNMENT FISCAL YEAR 2023 BUDGET MESSAGE JUNE 6, 2022

To the Citizens of Garrett County:

After nearly two years of dealing with a public health crisis, Garrett County Government remains fiscally stronger than ever. We are still able to provide the quality service that our taxpayers deserve and expect without increasing our property and income tax rates. Some of our one-time revenue streams are at record highs, and we are able to maintain a healthy \$9 million rainy day fund.

These good fiscal times don't come without its challenges. The biggest challenge at the onset of the budget process was national inflation at over 8% and the effects of it. Those include a dramatically altered labor force, highly disrupted supply chains, and major setbacks in the production process; all driving an uncertain economy. We remain highly aware of the economic challenges facing many of our residents, homeowners, and businesses with skyrocketing prices for housing, food, fuel, energy, and other essential products and services. Many businesses are still trying to navigate the long-term impacts of the pandemic that remain with us. With that in mind, we began the fiscal year 2023 budget process with caution to bring forward a responsible, forward thinking financial plan.

We continue to be optimistic, but still somewhat skeptical, about the financial outlook over the next several years. However, several unknowns and questions weigh heavily on our minds. Will the housing and rental market boom continue? Will our low unemployment rate continue to impact the ability of our businesses to find qualified workers? Will inflation continue to spiral out of control forcing us into another recession? What will the impact of the Kirwin Commission's blueprint for educational funding be over the next several years? These are all questions that will need to be addressed, and depending on the answers, it could have a significant impact on our economy and future budgets.

We are pleased to present a total balanced fiscal year 2023 budget of \$103 million which represents \$88.7 million in operating expenditures and \$14.23 million of capital expenditures. Some of the highlights follow:

- The budget includes an additional \$685,000 of State mandates from outside agencies; five (5) new mandated positions and three (3) new mandated Police Accountability Boards were added.
- Fully funded all Education category budget requests (both Operating and Capital) to include funding the Board of Education \$111,784 over the required Maintenance of Effort (MOE)
- Over \$2.7 million will be invested in broadband and local business development.
- NO Real Property or Income Tax rate increase.
- Reduction of Ad Valorem Tax Rates in 5 Sanitary Districts.
- NO new General Fund debt
- Maintaining a \$9 million rainy day fund.

As the private sector reacts to their own labor challenges, we are also pressured to retain and attract our workforce. In calendar year 2021, we saw the highest turnover rate ever with 62 separations from County Government. Local government is about providing services and without human resources that can't happen. We are concerned for the future as it becomes more difficult to compete with wage inflation and attract the quality workforce our taxpayers deserve and expect. Therefore, we have included a 6% cost of living adjustment for our hard working and dedicated employees. We cannot say enough about the efforts and commitment of these individuals.


This budget continues actions that represent sound and conservative financial management, strategic investments, and enhanced funding of essential services that better the health, safety, and quality of life for the residents of Garrett County.

BOARD OF GARRETT COUNTY COMMISSIONERS



PAUL C. EDWARDS

Chairman



JAMES C. HINEBAUGH, JR.

Commissioner



S. LARRY TICHNELL

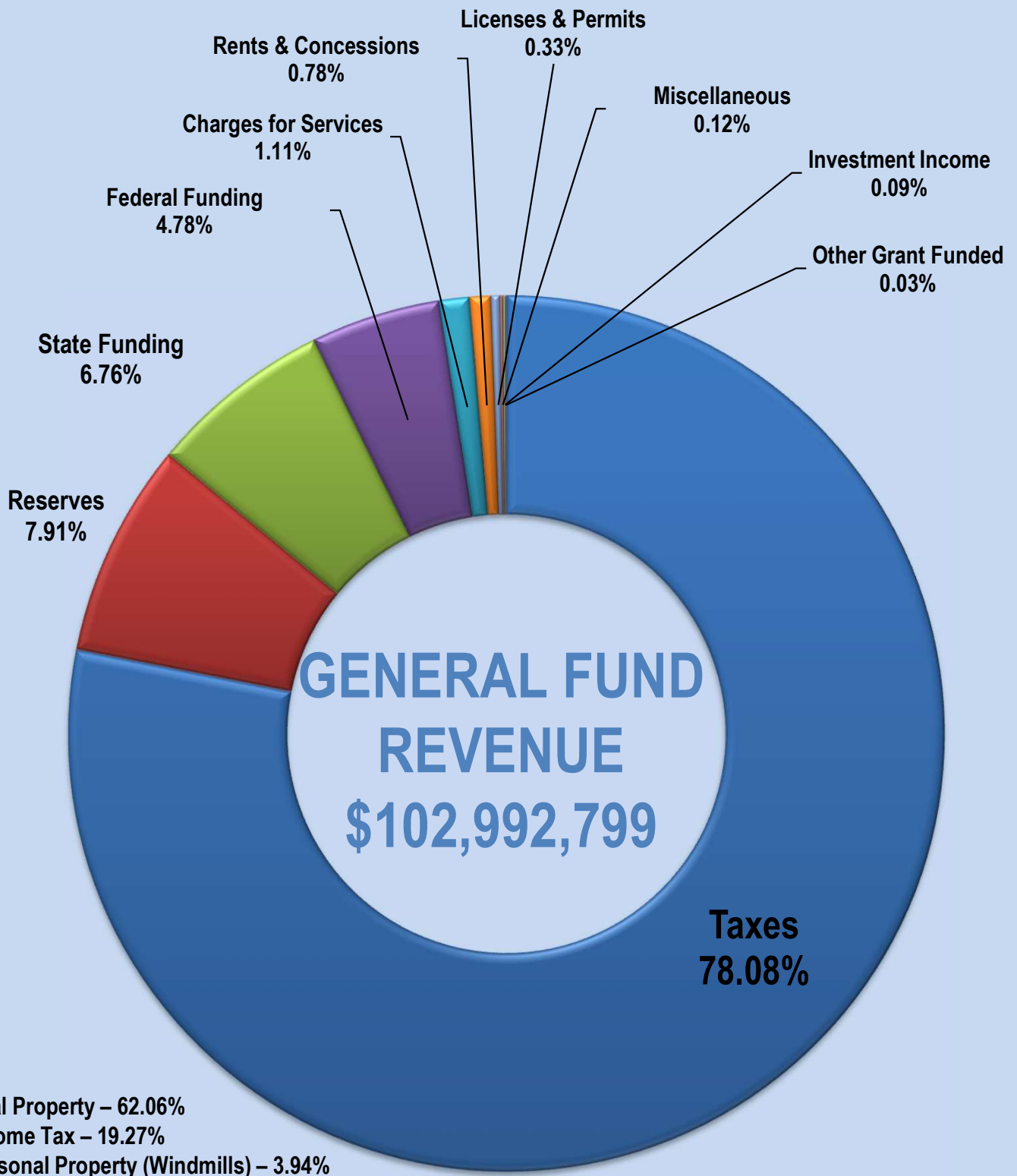
Commissioner





Revenue

Fiscal Year 2023 Budget



- Real Property – 62.06%
- Income Tax – 19.27%
- Personal Property (Windmills) – 3.94%
- Public Utilities Tax – 4.00%
- Hotel/Motel Tax – 4.48%
- Recordation Tax – 2.18%
- Transfer Tax – 2.18%
- Admission & Amusement Tax – 1.21%
- Other – 0.68%



GENERAL FUND REVENUE

	FY 2022 Original	FY 2023 Approved	\$ Change	% Change	% of Total Budget
Taxes					
Real Property	48,287,702	49,907,995	1,620,293	3.36%	48.46%
Personal Property (Windmills)	3,300,000	3,168,000	(132,000)	-4.00%	3.08%
Public Utilities	3,212,871	3,214,555	1,684	0.05%	3.12%
Income Tax	13,700,000	15,500,000	1,800,000	13.14%	15.05%
Other	8,168,140	8,628,380	460,240	5.63%	8.38%
Licenses & Permits	186,800	338,300	151,500	81.10%	0.33%
Federal Grants	1,564,861	4,923,146	3,358,285	214.61%	4.78%
State Grants	6,716,819	6,965,774	248,955	3.71%	6.76%
Other Grants	29,055	29,140	85	0.29%	0.03%
Charges for Services	1,495,222	1,146,955	(348,267)	-23.29%	1.11%
Investment Income	50,000	95,000	45,000	90.00%	0.09%
Rents & Concessions	796,692	800,298	3,606	0.45%	0.78%
Miscellaneous	12,660	13,120	460	3.63%	0.01%
Other Financing Sources	109,279	112,136	2,857	2.61%	0.11%
	87,630,101	94,842,799	7,212,698	8.23%	92.09%
Reserves	0	8,150,000	8,150,000	0.00%	7.91%
Total General Fund Revenue	87,630,101	102,992,799	15,362,698	17.53%	100.00%





GENERAL FUND REVENUE

	FY 2021 Actual	FY 2022 Approved Budget	FY 2023 Projected Budget	FY 2023 Approved Budget
TAXES				
Local Real Property				
Real Estate Tax	47,357,147	47,637,702	49,307,995	49,307,995
Tax Penalty & Interest	593,269	650,000	600,000	600,000
Total	47,950,416	48,287,702	49,907,995	49,907,995
Personal Property & Public Utilities				
Personal Property	3,399,854	3,300,000	3,168,000	3,168,000
Public Utilities/Railroad	3,266,367	3,212,871	3,214,555	3,214,555
Total	6,666,221	6,512,871	6,382,555	6,382,555
Income Tax				
Income Tax	16,581,761	13,700,000	15,500,000	15,500,000
Total	16,581,761	13,700,000	15,500,000	15,500,000
Other Local Taxes				
Coal Severance Tax	41,252	50,000	40,000	40,000
Natural Gas	368	300	300	300
Admission & Amusement Tax	1,431,940	900,000	975,000	975,000
Recording	4,060,441	1,750,000	1,750,000	1,750,000
Agricultural Transfer Tax	81,625	8,000	10,000	10,000
Local Transfer Tax	4,787,159	1,750,000	1,750,000	1,750,000
Franchise Tax	490	400	400	400
911 Fees	221,701	410,000	410,000	410,000
Trailer Court	37,627	36,000	37,000	37,000
Coal Tonnage Tax	15,859	24,000	16,000	16,000
Hotel Rental Tax	6,974,643	3,200,000	3,600,000	3,600,000
Tax Sale Revenue	29,666	39,440	39,680	39,680
Total	17,682,770	8,168,140	8,628,380	8,628,380
TOTAL TAXES	88,881,168	76,668,713	80,418,930	80,418,930
LICENSES & PERMITS				
Traders	73,894	60,000	60,000	60,000
Marriage License Fee	2,030	1,800	1,800	1,800
ATV Permits	28,100	19,000	22,000	22,000
Transient Vacation Rental Units (TVRU) License Fee	119,250	101,500	118,000	118,000
Dog/Cat Tags	3,994	4,500	4,000	4,000
Cable TV Franchise Fee	0	0	132,500	132,500
TOTAL LICENSES & PERMITS	227,268	186,800	338,300	338,300



GENERAL FUND REVENUE

	FY 2021 Actual	FY 2022 Approved Budget	FY 2023 Projected Budget	FY 2023 Approved Budget
INTERGOVERNMENTAL				
Grants From Federal Government				
USDA - Bankhead Jones Act	3,940	2,500	2,500	2,500
US DHS - Emergency Management Performance Grant (EMPG)	89,088	70,694	70,694	70,694
US DHS - Homeland Security	97,038	280,350	91,899	91,899
US DOJ - Domestic Violence Grant	35,201	35,000	35,000	35,000
US DOJ - Bullet Proof Vest Grant	1,263	1,925	3,025	3,025
US HHS - DSS/DHR Child Support (Sheriffs Dept)	10,430	13,999	15,104	15,104
US HHS - Master's Program	10,985	17,402	17,402	17,402
USDT - CARES Act Relief	3,934,421	0	0	0
USDT - American Rescue Plan Act	0	0	0	3,500,000
USDT - Relief Act	1,692,938	0	0	0
USDT - Emergency Rental Assistance Program (CAC)	121,161	0	0	0
US DOT - Aggressive Driver Grant	1,643	0	0	0
US DOT - DUI Patrol	1,193	0	0	0
US DOT - Mass Transit (CAC)	1,109,406	1,138,991	1,183,522	1,183,522
US DOI - Payment In Lieu of Taxes	5,541	4,000	4,000	4,000
ARC - Econ Development	6,064	0	0	0
Total	7,120,312	1,564,861	1,423,146	4,923,146
Grants From State Government				
Disparity Grant	2,537,671	2,537,671	2,537,671	2,537,671
Forestry & Parks	1,571,480	1,583,321	1,714,176	1,714,176
Program Open Space	527,856	0	0	0
Fire/Rescue/Ambulance Reserve	246,110	305,600	300,000	300,000
Jury Reimbursement	1,245	9,600	5,000	5,000
Circuit Court - Family Services	117,148	127,960	119,298	119,298
MEA - Smart Energy Grant	15,480	0	0	0
Police Protection Grant	203,808	200,162	365,369	365,369
School Bus Safety Grant	10,267	22,304	22,142	22,142
Sheriff's Department Sex Offender Compliance (SOCEM)	6,566	7,034	8,145	8,145
Sexual Offenders Registration	12,261	12,000	12,000	12,000
School Resource Officer Adequate Coverage Grant	53,718	0	0	0
Opioid Examination and Treatment Grant	0	0	224,740	224,740
Emergency Numbers Systems Board	1,061,153	589,486	110,437	110,437
MIEMSS Grant (EMS)	2,000	18,024	0	0
Highway User Tax	1,175,540	1,148,279	1,245,947	1,245,947
CAC - Mass Transit	174,729	146,615	292,086	292,086
CAC - Homeless Prevention Program	3,708	3,763	3,763	3,763
MD Department of Aging Senior Center Operating Grant	4,999	5,000	5,000	5,000



GENERAL FUND REVENUE

	FY 2021 Actual	FY 2022 Approved Budget	FY 2023 Projected Budget	FY 2023 Approved Budget
Governor's Office Rural Broadband Grant (DHCD)	559,037	0	0	0
Department of Natural Resources - Dredging Grant	30,736	0	0	0
Department of Natural Resources - DCL Erosion - Silver Tree	14,476	0	0	0
Total	8,329,990	6,716,819	6,965,774	6,965,774
Grants From Other Agencies				
Health Department Budget Settlement	691,083	0	0	0
LGIT Safety Grant	0	2,500	0	0
Drug Free Communities	1,175	4,000	4,000	4,000
DSS Visitation	1,871	9,960	9,960	9,960
Health Department Community Resource	20,062	0	0	0
Health Department - MEDCO Building	33,168	0	0	0
Robotics All Students STEM	6,064	0	0	0
CTCL- Safe and Secure Elections	9,478	0	0	0
Vaccine Security Grants	108,618	0	0	0
Special Police Services	13,017	12,595	15,180	15,180
Total	884,536	29,055	29,140	29,140
TOTAL INTERGOVERNMENTAL	16,334,838	8,310,735	8,418,060	11,918,060
FINES & FORFEITURES				
All Other Fines	6,486	2,500	3,000	3,000
TOTAL FINES & FORFEITURES	6,486	2,500	3,000	3,000
CHARGES FOR SERVICES				
Maintenance Agreement - Community Action	12,000	12,000	12,000	12,000
Marriage Ceremony Fees	580	700	550	550
General Charge for Services	6,297	3,500	3,500	3,500
Tax Office Convenience Fee	35,866	30,000	37,875	37,875
Zoning & Subdivision Fees	22,410	12,000	12,000	12,000
Sale of Maps & Publications	1,200	1,000	1,000	1,000
Building Codes Inspections	120,740	65,200	85,000	85,000
Adult Community Service Participant Fee	1,890	2,500	2,000	2,000
Sheriff's Fees	4,358	4,500	4,000	4,000
Sheriff's Paper Service Fees	9,568	9,000	9,000	9,000
Fingerprinting Fees	26,082	21,000	20,000	20,000
Inmate SSI Program	0	400	400	400
State DOC - Temporary Housing State Inmates	37,395	20,000	20,000	20,000
Jail - Work Release	6,172	18,000	12,000	12,000
Animal Control Boarding & Adoption	20,080	20,000	20,000	20,000



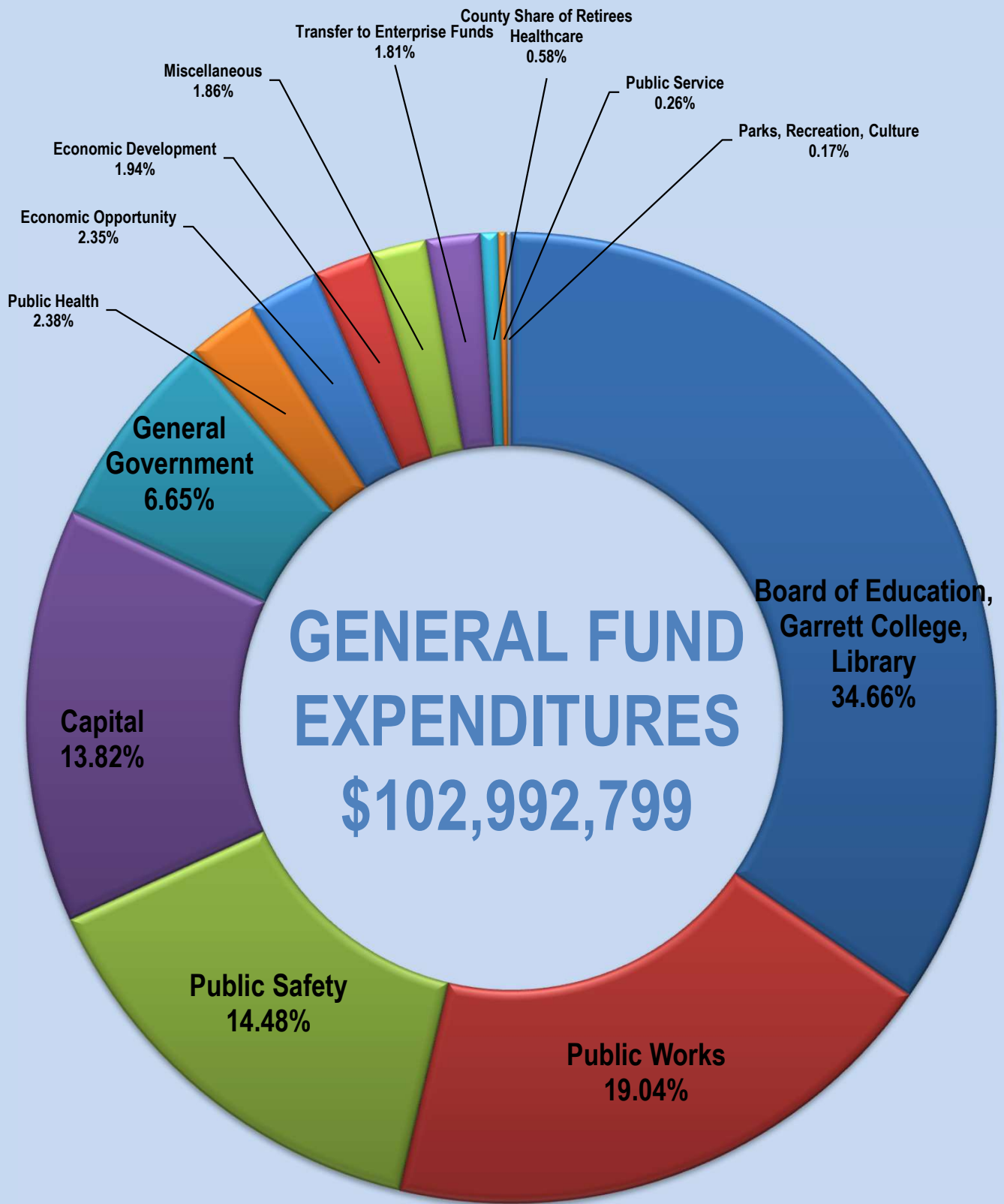
GENERAL FUND REVENUE

	FY 2021 Actual	FY 2022 Approved Budget	FY 2023 Projected Budget	FY 2023 Approved Budget
Road's Department Miscellaneous Income	17,747	410,000	10,000	10,000
Roads Fuel Sales	154,202	306,922	363,000	363,000
Emergency Medical Services Cost Share	176,408	160,000	160,000	160,000
Emergency Medical Service Patient Billing	219,683	200,000	215,000	215,000
Enterprise Funds Indirect Fees	156,651	198,500	159,630	159,630
TOTAL CHARGES FOR SERVICES	1,029,330	1,495,222	1,146,955	1,146,955
INVESTMENT INCOME				
Interest	117,257	50,000	95,000	95,000
TOTAL INVESTMENT INCOME	117,257	50,000	95,000	95,000
CONTRIBUTIONS				
Animal Control Donations	24,737	3,000	3,000	3,000
TOTAL CONTRIBUTIONS	24,737	3,000	3,000	3,000
RENTS & CONCESSIONS				
Rent Income	324,610	338,030	341,841	341,841
Health Department Facility Fee	458,662	458,662	458,457	458,457
TOTAL RENTS & CONCESSIONS	783,272	796,692	800,298	800,298
MISCELLANEOUS				
Miscellaneous	19,893	7,160	7,120	7,120
MISCELLANEOUS	19,893	7,160	7,120	7,120
OTHER FINANCING SOURCES				
Transfer from Assigned Fund Balance	0	0	0	8,150,000
Transfer from Other Funds	130,366	109,279	112,136	112,136
Disposal of Assets & Public Auction Proceeds	80,150	0	0	0
TOTAL OTHER FINANCING SOURCES	210,516	109,279	112,136	8,262,136
TOTAL GENERAL FUND REVENUE	107,634,764	87,630,101	91,342,799	102,992,799



Expenditures

Fiscal Year 2023 Budget



GENERAL FUND EXPENDITURES

	FY 2022 Original	FY 2023 Approved	\$ Change	% Change	% of Total Budget
General Government	6,557,236	6,853,905	296,669	4.52%	6.65%
Public Safety	13,308,253	14,910,842	1,602,590	12.04%	14.48%
Public Works	17,256,367	19,610,922	2,354,555	13.64%	19.04%
Community Health	2,324,833	2,448,180	123,347	5.31%	2.38%
Education					
Garrett County Board of Education	28,705,313	28,817,097	111,784	0.39%	27.98%
Garrett College	5,087,850	5,087,850	0	0.00%	4.94%
Ruth Enlow Library	1,092,107	1,196,768	104,661	9.58%	1.16%
Scholarship Program	550,000	595,000	45,000	8.18%	0.58%
	35,435,270	35,696,715	261,445	0.74%	34.66%
Parks, Recreation, Culture	75,500	179,011	103,511	137.10%	0.17%
Public Service	249,742	269,390	19,648	7.87%	0.26%
Economic Development	2,481,891	1,999,505	(482,386)	-19.44%	1.94%
Economic Opportunity	2,093,038	2,418,295	325,257	15.54%	2.35%
Miscellaneous	3,368,698	4,376,919	1,008,221	29.93%	4.25%
	83,150,828	88,763,684	5,612,856	6.75%	86.18%
Capital	4,479,273	14,229,115	9,749,842	217.67%	13.82%
Total General Fund Expenditures	87,630,101	102,992,799	15,362,698	17.53%	100.00%





GENERAL FUND EXPENDITURES

	FY 2021 Actual	FY 2022 Approved Budget	FY 2023 Requested Budget	FY 2023 Approved Budget
GENERAL GOVERNMENT				
Executive - County Commissioners Office				
Salaries & Benefits	386,195	399,730	417,597	417,598
Operating Expense	30,500	61,875	61,875	61,875
Capital Outlay	48,047	0	0	0
	<u>464,742</u>	<u>461,605</u>	<u>479,472</u>	<u>479,473</u>
Finance				
Salaries & Benefits	574,220	595,098	767,633	767,633
Operating Expense	78,170	103,621	103,621	103,621
	<u>652,390</u>	<u>698,719</u>	<u>871,254</u>	<u>871,254</u>
Tax Collections				
Salaries & Benefits	150,587	167,010	122,033	122,033
Operating Expense	123,041	103,072	112,935	112,935
	<u>273,628</u>	<u>270,082</u>	<u>234,968</u>	<u>234,968</u>
Purchasing				
Salaries & Benefits	178,635	182,592	124,084	124,084
Operating Expense	5,086	6,740	4,970	4,970
	<u>183,721</u>	<u>189,332</u>	<u>129,054</u>	<u>129,054</u>
Human Resources				
Salaries & Benefits	254,998	269,030	293,203	293,203
Operating Expense	23,118	77,350	77,350	77,350
	<u>278,116</u>	<u>346,380</u>	<u>370,553</u>	<u>370,553</u>
Risk Management				
Salaries & Benefits	82,259	86,037	91,537	91,537
Operating Expense	64,729	78,878	80,970	80,970
	<u>146,988</u>	<u>164,915</u>	<u>172,507</u>	<u>172,507</u>
Circuit Court				
Salaries & Benefits	245,912	300,277	335,206	335,206
Operating Expense	12,850	50,228	52,678	32,675
Non-Recurring Expense	695	400	2,400	0
	<u>259,456</u>	<u>350,905</u>	<u>390,284</u>	<u>367,881</u>
Circuit Court - Master's Program				
Salaries & Benefits	52,891	60,317	65,501	65,501
Operating Expense	5,956	11,171	11,693	11,693
Non-Recurring Expense	0	250	0	0
	<u>58,846</u>	<u>71,738</u>	<u>77,194</u>	<u>77,194</u>
Circuit Court - Family Services				
Salaries & Benefits	107,869	106,873	102,273	102,273
Operating Expense	9,216	14,000	17,025	17,025
	<u>117,085</u>	<u>120,873</u>	<u>119,298</u>	<u>119,298</u>



GENERAL FUND EXPENDITURES

	FY 2021 Actual	FY 2022 Approved Budget	FY 2023 Requested Budget	FY 2023 Approved Budget
Orphan's Court				
Salaries & Benefits	14,281	13,918	21,578	21,578
Operating Expense	1,023	3,200	1,000	1,000
	<u>15,304</u>	<u>17,118</u>	<u>22,578</u>	<u>22,578</u>
State's Attorney				
Salaries & Benefits	711,076	706,377	905,701	825,869
Operating Expense	19,574	21,500	21,500	21,718
Non-Recurring Expense	875	0	1,500	1,500
	<u>731,526</u>	<u>727,877</u>	<u>928,701</u>	<u>849,087</u>
Election Board				
Salaries & Benefits	354,506	340,561	402,419	402,419
Operating Expense	145,596	244,641	249,146	230,534
Non-Recurring Expense	8,398	0	750	750
	<u>508,501</u>	<u>585,202</u>	<u>652,315</u>	<u>633,702</u>
Legal Counsel				
Salaries & Benefits	90,316	90,150	124,931	124,931
Operating Expense	12,633	16,500	16,718	16,350
	<u>102,949</u>	<u>106,650</u>	<u>141,649</u>	<u>141,281</u>
Planning & Land Management				
Salaries & Benefits	299,098	496,843	428,560	428,559
Operating Expense	24,186	24,552	40,688	29,998
Non-Recurring Expense	84,633	0	1,600	1,600
Capital Outlay	0	0	26,000	0
	<u>407,916</u>	<u>521,395</u>	<u>496,848</u>	<u>460,157</u>
Facilities & Maintenance				
Salaries & Benefits	937,156	997,663	1,123,066	1,123,066
Operating Expense	391,653	486,782	516,350	509,350
Non-Recurring Expense	181,562	162,000	14,500	14,500
Capital Outlay	1,937,422	103,500	1,651,500	1,018,500
	<u>3,447,794</u>	<u>1,749,945</u>	<u>3,305,416</u>	<u>2,665,416</u>
Department of Assessments & Taxation				
Operating Expense	225,604	278,000	278,000	278,000
	<u>225,604</u>	<u>278,000</u>	<u>278,000</u>	<u>278,000</u>
TOTAL GENERAL GOVERNMENT	7,874,564	6,660,736	8,670,091	7,872,405
PUBLIC SAFETY				
Permits				
Salaries & Benefits	545,304	462,556	475,675	475,675
Operating Expense	5,050	9,154	9,879	9,879
	<u>550,354</u>	<u>471,710</u>	<u>485,554</u>	<u>485,554</u>



GENERAL FUND EXPENDITURES

	FY 2021 Actual	FY 2022 Approved Budget	FY 2023 Requested Budget	FY 2023 Approved Budget
Sheriff's Department				
Salaries & Benefits	3,452,474	3,672,173	3,977,766	3,870,024
Operating Expense	401,973	459,692	565,000	565,000
Non-Recurring Expense	19,868	24,520	5,900	4,900
Capital Outlay	43,099	200,000	174,500	108,500
	3,917,414	4,356,385	4,723,166	4,548,424
Detention Center				
Salaries & Benefits	1,713,621	1,989,724	2,223,779	2,223,779
Operating Expense	609,365	680,168	781,950	781,950
Non-Recurring Expense	4,303	12,250	24,000	24,000
Capital Outlay	20,237	56,850	152,850	121,500
	2,347,526	2,738,992	3,182,579	3,151,229
911 Dispatch				
Salaries & Benefits	945,905	889,188	925,379	925,379
Operating Expense	110,777	224,497	328,892	328,892
Non-Recurring Expense	282,349	0	3,500	3,500
Capital Outlay	962,468	625,448	0	0
	2,301,499	1,739,133	1,257,771	1,257,771
Volunteer Fire Departments				
Operating Expense	1,994,189	2,118,446	2,163,395	2,163,395
Non-Recurring Expense	103,991	0	0	0
	2,098,180	2,118,446	2,163,395	2,163,395
Volunteer Rescue Squads				
Operating Expense	260,285	300,234	275,072	275,072
Non-Recurring Expense	28,220	0	0	0
	288,504	300,234	275,072	275,072
Animal Shelter				
Salaries & Benefits	130,124	141,560	149,912	149,912
Operating Expense	45,440	48,650	48,650	48,650
Non-Recurring Expense	4,835	4,145	1,200	1,200
Capital Outlay	43,608	33,355	0	0
	224,006	227,710	199,762	199,762
Animal Control				
Salaries & Benefits	180,862	183,785	172,978	172,978
Operating Expense	16,428	16,980	14,760	14,760
Non-Recurring Expense	2,067	550	1,100	1,100
Capital Outlay	8,676	20,000	0	0
	208,033	221,315	188,838	188,838



GENERAL FUND EXPENDITURES

	FY 2021 Actual	FY 2022 Approved Budget	FY 2023 Requested Budget	FY 2023 Approved Budget
Emergency Management				
Salaries & Benefits	328,512	330,858	358,866	358,867
Operating Expense	51,928	66,446	100,605	75,441
Non-Recurring Expense	77,024	2,000	94,335	93,250
Capital Outlay	240,074	0	0	0
	697,537	399,304	553,806	527,558
Emergency Medical Services				
Salaries & Benefits	1,506,044	1,537,806	2,154,805	1,853,147
Operating Expense	119,385	132,871	154,781	154,361
Non-Recurring Expense	76,591	0	14,585	13,585
Capital Outlay	0	50,000	16,000	16,000
	1,702,020	1,720,677	2,340,171	2,037,093
Fire Marshal				
Salaries & Benefits	0	0	304,947	304,947
Operating Expense	0	0	15,200	15,200
Non-Recurring Expense	0	0	2,000	2,000
Capital Outlay	0	0	60,000	60,000
	0	0	382,147	382,147
TOTAL PUBLIC SAFETY	14,335,073	14,293,906	15,752,261	15,216,843
PUBLIC WORKS				
Roads Division				
Salaries & Benefits	8,875,466	9,222,229	10,059,719	10,059,719
Operating Expense	5,729,612	7,554,833	10,083,820	8,966,373
Non-Recurring Expense	8,146	7,500	7,500	7,500
Capital Outlay	646,703	1,442,820	2,622,030	1,279,730
	15,259,928	18,227,382	22,773,069	20,313,322
Engineering				
Salaries & Benefits	418,839	438,773	466,220	466,220
Operating Expense	10,165	33,032	473,050	110,010
Non-Recurring Expense	0	0	1,100	1,100
	429,004	471,805	940,370	577,330
TOTAL PUBLIC WORKS	15,688,932	18,699,187	23,713,439	20,890,652
COMMUNITY HEALTH				
Health Department				
Operating Expense	3,288,764	2,324,833	2,448,180	2,448,180
	3,288,764	2,324,833	2,448,180	2,448,180
TOTAL COMMUNITY HEALTH	3,288,764	2,324,833	2,448,180	2,448,180



GENERAL FUND EXPENDITURES

	FY 2021 Actual	FY 2022 Approved Budget	FY 2023 Requested Budget	FY 2023 Approved Budget
EDUCATION				
Board of Education				
Operating Expense	28,170,094	28,705,313	28,817,097	28,817,097
Non-Recurring Expense	12,128	0	0	0
Capital Outlay	1,696,173	1,323,000	1,692,885	1,692,885
	29,878,395	30,028,313	30,509,982	30,509,982
Garrett College				
Operating Expense	4,934,000	5,087,850	5,087,850	5,087,850
Capital Outlay	774,802	599,300	1,845,000	1,845,000
	5,708,802	5,687,150	6,932,850	6,932,850
Scholarship Program				
Operating Expense	533,331	550,000	595,000	595,000
	533,331	550,000	595,000	595,000
Ruth Enlow Library				
Operating Expense	1,076,000	1,092,107	1,196,768	1,196,768
Capital Outlay	22,252	25,000	25,000	25,000
	1,098,252	1,117,107	1,221,768	1,221,768
TOTAL EDUCATION	37,218,780	37,382,570	39,259,600	39,259,600
PARKS, RECREATION, & CULTURE				
Municipal Parks				
Salaries & Benefits	0	0	98,511	98,511
Operating Expense	26,191	26,500	26,500	26,500
Non-Recurring Expense	527,856	0	0	0
	554,047	26,500	125,011	125,011
Culture & Arts				
Operating Expense	48,000	49,000	54,000	54,000
	48,000	49,000	54,000	54,000
TOTAL PARKS, RECREATION, & CULTURE	602,047	75,500	179,011	179,011
PUBLIC SERVICE				
University of Maryland Extension				
Operating Expense	196,906	202,036	219,684	219,684
Non-Recurring Expense	9,000	20,000	20,000	20,000
	205,906	222,036	239,684	239,684
Garrett Soil Conservation				
Operating Expense	19,706	19,706	19,706	19,706
	19,706	19,706	19,706	19,706



GENERAL FUND EXPENDITURES

	FY 2021 Actual	FY 2022 Approved Budget	FY 2023 Requested Budget	FY 2023 Approved Budget
Agriculture Land Preservation				
Non-Recurring Expense	0	8,000	10,000	10,000
	0	8,000	10,000	10,000
TOTAL PUBLIC SERVICE	225,612	249,742	269,390	269,390
ECONOMIC DEVELOPMENT				
Economic Development				
Salaries & Benefits	376,678	427,753	425,042	425,042
Operating Expense	120,557	857,404	1,070,953	297,101
Non-Recurring Expense	2,495,895	0	44,316	44,316
	2,993,130	1,285,157	1,540,311	766,459
Special Promotions				
Garrett County Chamber of Commerce	913,500	825,000	825,000	825,000
Garrett County Agriculture Fair	20,000	20,000	20,000	20,000
Pathway to Homeownership Program	0	75,000	150,000	150,000
Other Promotions	70,079	276,734	238,046	238,046
	1,003,579	1,196,734	1,233,046	1,233,046
TOTAL ECONOMIC DEVELOPMENT	3,996,710	2,481,891	2,773,357	1,999,505
ECONOMIC OPPORTUNITY				
Area Agency on Aging				
Operating Expense	384,559	406,237	510,992	510,992
	384,559	406,237	510,992	510,992
Community Action				
Operating Expense	306,000	315,000	345,000	345,000
Non-Recurring Expense	1,963,725	1,289,369	1,479,371	1,479,371
	2,269,725	1,604,369	1,824,371	1,824,371
Other Economic Opportunity				
Commission on Women	4,000	4,000	4,500	4,500
Tri-County Council for Western Maryland	40,000	40,000	40,000	40,000
Dove Center Operating	38,432	38,432	38,432	38,432
	82,432	82,432	82,932	82,932
TOTAL ECONOMIC OPPORTUNITY	2,736,716	2,093,038	2,418,295	2,418,295
MISCELLANEOUS				
Undistributed Employee Benefits				
County Share of Retirees Health Care	1,319,462	600,000	600,000	600,000
IBNR & Self-Insured Healthcare	0	200,000	0	0
Other Post Employment Benefits (OPEB)	0	600,000	600,000	600,000
Retirement Systems	2,801,962	14,500	14,500	14,500
	4,121,424	1,414,500	1,214,500	1,214,500



GENERAL FUND EXPENDITURES

	FY 2021 Actual	FY 2022 Approved Budget	FY 2023 Requested Budget	FY 2023 Approved Budget
Other Miscellaneous				
Tax Rebates to Municipalities	434,042	297,000	297,000	297,000
Finance Corporation Tax Due - Incorporated Towns	5,205	5,205	5,205	5,205
Contingency	0	500,000	1,000,000	1,000,000
	439,247	802,205	1,302,205	1,302,205
Transfer to Other Funds				
Transfer to Airport	234,070	262,516	105,948	105,948
Transfer to Dept of Technologies & Communications	1,851,515	820,692	1,678,675	1,609,175
Transfer to Solid Waste & Recycling	208,790	68,785	145,091	145,091
Transfer to Capital Projects Fund	1,362,683	0	8,662,000	8,062,000
	3,672,780	1,151,993	10,591,714	9,922,214
TOTAL MISCELLANEOUS	8,233,451	3,368,698	13,108,419	12,438,919
TOTAL OPERATING & CAPITAL BUDGET	94,200,648	87,630,101	108,592,043	102,992,799



Non-Recurring Expense Fiscal Year 2023 Budget



GENERAL FUND NON-RECURRING EXPENSE

	FY 2023 Requested Budget	FY 2023 Approved Budget
Circuit Court		
Courtroom Chairs	2,000	0
Office Furniture & Equipment	400	0
	<u>2,400</u>	<u>0</u>
State's Attorney		
Office Furniture & Equipment	1,500	1,500
	<u>1,500</u>	<u>1,500</u>
Election Board		
Office Furniture & Equipment	750	750
	<u>750</u>	<u>750</u>
Planning & Land Management		
Card Reader	500	500
Display Easels	200	200
Furniture	900	900
	<u>1,600</u>	<u>1,600</u>
Facilities & Maintenance		
Health Center Preaction Valve	5,000	5,000
Public Service Center Restroom Remodel	7,500	7,500
Other Equipment	2,000	2,000
	<u>14,500</u>	<u>14,500</u>
Sheriff's Dept		
Paper Shredder	3,200	3,200
Covert Camera	600	600
Office Furniture & Equipment	2,100	1,100
	<u>5,900</u>	<u>4,900</u>
Detention Center		
Guardian RFID on Demand System	24,000	24,000
	<u>24,000</u>	<u>24,000</u>
Communications -911		
Furniture	3,500	3,500
	<u>3,500</u>	<u>3,500</u>
Animal Control		
Animal Traps & Net Gun	1,100	1,100
	<u>1,100</u>	<u>1,100</u>
Animal Shelter		
Washing Machine	1,200	1,200
	<u>1,200</u>	<u>1,200</u>



GENERAL FUND NON-RECURRING EXPENSE

	FY 2023 Requested Budget	FY 2023 Approved Budget
Emergency Management		
Other Equipment	2,436	1,351
	<hr/> 2,436	<hr/> 1,351
Emergency Medical Services		
Stryker Batteries	3,085	3,085
King Vision Video Laryngoscope	9,000	9,000
Motorola Radio Batteries	1,500	1,500
iPad Replacement	1,000	0
	<hr/> 14,585	<hr/> 13,585
Fire Marshal		
Other Equipment	2,000	2,000
	<hr/> 2,000	<hr/> 2,000
Engineering		
Metal Detector	1,100	1,100
	<hr/> 1,100	<hr/> 1,100
TOTAL GENERAL FUND NON-RECURRING EXPENSE	76,571	71,086



Capital

Fiscal Year 2023 Budget



GENERAL FUND CAPITAL OUTLAY

	FY 2023 Requested Budget	FY 2023 Approved Budget
Facilities & Maintenance		
Vehicles (2)	82,000	82,000
Grantsville Museum Renovations	16,500	16,500
Courthouse Exterior	420,000	420,000
Courthouse Interior	793,000	280,000
Courthouse Tile	100,000	100,000
Visitors Center Deck & Railing	45,000	45,000
Shop Renovations	75,000	75,000
Access Control Security System	120,000	0
	<u>1,651,500</u>	<u>1,018,500</u>
Planning & Land Management		
Vehicle	26,000	0
	<u>26,000</u>	<u>0</u>
Sheriff's Department		
Upfitting for Vehicles (7)	100,000	100,000
Evidence Locker	8,500	8,500
3D Laser Scanner	66,000	0
	<u>174,500</u>	<u>108,500</u>
Detention Center		
Freezer	14,000	14,000
Plow	7,500	7,500
Renovations - Substance Abuse Disorder Treatment	131,350	100,000
	<u>152,850</u>	<u>121,500</u>
Emergency Medical Services		
Stryker Lucas Device	16,000	16,000
	<u>16,000</u>	<u>16,000</u>
Fire Marshal		
Vehicles (2)	60,000	60,000
	<u>60,000</u>	<u>60,000</u>
Roads Division		
Crewcabs	93,000	93,000
SUV Replacement	26,500	26,500
Single Axle Trucks	400,000	0
1 Ton Flatbed Pickup	48,000	48,000
Stainless Spreader for 1 Ton	8,000	8,000
Plows	40,800	40,800
Backhoes	252,000	252,000



GENERAL FUND CAPITAL OUTLAY

	FY 2023 Requested Budget	FY 2023 Approved Budget
Brushhog	174,000	174,000
Tilt Trailer (Grantsville)	12,300	12,300
Skid Steer with Milling Head	85,000	85,000
Metal Container (Accident)	6,000	6,000
Grantsville Furnace	15,000	15,000
Accident Equipment Building	35,000	35,000
Alan Fike Rd over Mill Run Bridge G-80	120,000	63,700
Big Run Road Bridge G-132	39,230	39,230
Sang Run Road Bridge G-58	20,700	20,700
Bethlehem Road Box Culvert	25,000	25,000
Savage River Slide Restoration	545,000	0
Savage River North Section Rock Fall	341,000	0
Shallmar Bridge Structure	271,000	271,000
Spring Lick Road Slide Restoration	64,500	64,500
	<u>2,622,030</u>	<u>1,279,730</u>
Board of Education		
Southern Middle School Renovation	50,000	50,000
Northern High School Boiler & Air Conditioning	825,000	825,000
Yough Glades Air Conditioning	300,000	300,000
ERP Software Upgrade	22,450	22,450
MD First Communication Project	150,435	150,435
IT Hardware Upgrade	45,000	45,000
Northern High School Security Vestibule	50,000	50,000
Northern High School Parking Paving & Lighting	250,000	250,000
	<u>1,692,885</u>	<u>1,692,885</u>
Garrett College		
Turf Baseball Field	1,750,000	1,750,000
Tractor & Skid Steer	95,000	95,000
	<u>1,845,000</u>	<u>1,845,000</u>
Ruth Enlow Library		
IT Equipment	25,000	25,000
	<u>25,000</u>	<u>25,000</u>
TOTAL GENERAL FUND CAPITAL OUTLAY	8,265,765	6,167,115



CAPITAL PROJECTS FUND

	FY 2022 Amended Budget	FY 2023 Requested Budget	FY 2023 Approved Budget
Emergency Management			
Emergency Operations Center	306,437	0	0
State Bond	(500,000)	0	0
	(193,563)	0	0
Roads Division			
Glendale Road Realignment	3,108,698	0	0
ARC (MD-17548)	(627,355)	0	0
ARC (MD-16077)	(463,305)	0	0
ARC (MD-16077-R1)	(128,113)	0	0
ARC (MD-19456)	(787,520)	0	0
	1,102,405	0	0
Swallow Falls Bridge G-20	4,748,154	0	0
Federal Bridge Funding-Swallow Falls	(3,798,523)	0	0
	949,631	0	0
Snowy Creek Bridge	641,895	62,000	62,000
Economic Development			
Keyser's Ridge Industrial Park Waste Water	14,127	0	0
DBED Keyser's Ridge Reserve Fund	(310,912)	0	0
	(296,785)	0	0
Keyser's Ridge Industrial Park Water Tank	190,881	0	0
ARC grant	(15,229)	0	0
MDE grant	(15,229)	0	0
	160,423	0	0
Keyser's Ridge Business Park Local Access Road Phase I	662,577	0	0
ARC (MD-18349)	(662,577)	0	0
Keyser's Ridge Business Park Local Access Road Phase II	750,000	0	0
ARC (MD-18750)	(750,000)	0	0
Keyser's Ridge Business Park Local Access Road Phase III	580,000	0	0
ARC (MD-19455)	(580,000)	0	0
	0	0	0
Do the Loop - Otto Lane New Germany Trail	77,285	0	0
National Recreation Trails Grant	(70,635)	0	0
	6,650	0	0



CAPITAL PROJECTS FUND

	FY 2022 Amended Budget	FY 2023 Requested Budget	FY 2023 Approved Budget
Grantsville (Springs Road) Local Access Road	1,000,000	1,600,000	1,000,000
Grantsville (Springs Road) matching funding for ARC Grant	197,500	0	0
ARC (MD-19871)	(1,000,000)	0	0
	<u>197,500</u>	<u>1,600,000</u>	<u>1,000,000</u>
Economic & Community Development Projects	0	7,000,000	7,000,000
TOTAL CAPITAL PROJECTS FUND	2,568,156	8,662,000	8,062,000



	APPROVED FY 2023	PROJECTED FY 2024	PROJECTED FY 2025	PROJECTED FY 2026	PROJECTED FY 2027
Facilities & Maintenance					
Vehicles	82,000	45,000	80,000	45,000	0
Grantsville Museum Renovations	16,500	0	0	0	0
Courthouse Exterior	420,000	0	0	0	0
Courthouse Interior	280,000	513,000	0	0	0
Courthouse Tile	100,000	0	0	0	0
Visitors Center Deck & Railing	45,000	0	0	0	0
Shop Renovations	75,000	0	0	0	0
Access Control Security System	0	120,000	0	0	0
Health Center Siding & Paint	0	300,000	0	0	0
Community Action Sidewalk Repairs	0	15,000	0	0	0
Visitors Center Lot Paving	0	0	35,000	0	0
Health Center Retaining wall	0	0	100,000	0	0
Health Center Parking lot Paving	0	0	200,000	0	0
Alder street Parking Lot	0	0	200,000	0	0
Kitzmiller School Window Replacement.	0	0	0	75,000	0
Kitzmiller School Boiler Replacement	0	0	0	100,000	0
Roger Glotfelty Furnances/AC	0	0	0	65,000	0
Courthouse Generator (Detention Center/ 911)	0	0	0	800,000	0
Courthouse Generator (Admin/Court Offices)	0	0	0	0	800,000
Animal Shelter Parking Lot Paving	0	0	0	0	35,000
Total	1,018,500	993,000	615,000	1,085,000	835,000
Permits & Inspections					
Vehicle	0	0	30,000	0	0
Total	0	0	30,000	0	0
Sheriff's Department					
Vehicles	100,000	150,000	150,000	150,000	150,000
Evidence Locker	8,500	0	0	0	0
3D Laser Scanner	0	66,000	0	0	0
Total	108,500	216,000	150,000	150,000	150,000
Detention Center					
Freezer	14,000	0	0	0	0
Plow	7,500	0	0	0	0
Renovations - Substance Abuse Disorder Treatment	100,000	0	0	0	0
Total	121,500	0	0	0	0
Communications - 911					
Motorola MCC7500 Consoles	0	1,200,000	0	0	0
Total	0	1,200,000	0	0	0
Animal Control					
Vehicles	0	0	40,000	0	0
Total	0	0	40,000	0	0
Emergency Services					
Stryker Lucas Device	16,000	0	0	0	0
Total	16,000	0	0	0	0
Fire Marshal					
Vehicles	60,000	0	0	0	0
Total	60,000	0	0	0	0



	APPROVED FY 2023	PROJECTED FY 2024	PROJECTED FY 2025	PROJECTED FY 2026	PROJECTED FY 2027
Roads Division					
Crewcabs	93,000	50,000	110,000	0	0
Pickups	0	0	0	124,000	0
SUV Replacement (Engineering)	26,500	0	0	0	0
Single Axle Trucks	0	200,000	410,000	210,000	430,000
Triaxle Trucks	0	180,000	185,000	0	0
1 Ton Flatbed Pickup	48,000	0	0	0	0
Stainless Spreader for 1 Ton	8,000	0	0	0	0
Plows	40,800	24,500	17,000	0	0
Graders	0	0	0	0	300,000
Backhoes	252,000	150,000	0	320,000	0
Brushhog	174,000	200,000	0	210,000	0
Loaders	0	240,000	250,000	260,000	0
Tilt Trailer (Grantsville)	12,300	0	0	0	0
Skid Steer with Milling Head	85,000	90,000	0	0	95,000
Self Propelled Broom	0	0	0	0	100,000
Metal Container (Accident)	6,000	0	0	0	0
Grantsville Furnace	15,000	0	0	0	0
Accident Equipment Building	35,000	0	0	0	0
Alan Fike Rd over Mill Run Bridge G-80	63,700	0	0	0	0
Big Run Road Bridge G-132	39,230	0	0	0	0
Sang Run Road Bridge G-58	20,700	0	0	0	0
Bethlehem Road Box Culvert	25,000	0	0	0	0
Shallmar Bridge Structure	271,000	0	0	0	0
Snowy Creek Road Bridge G-14	62,000	0	0	0	0
Big Run Road Bridge G-42	0	180,000	0	0	0
Sang Run Road Bridge G-60	0	336,000	0	0	0
Short Span Bridge	0	55,000	60,000	65,000	70,000
Mill Run Road over Mill Run Bridge G-82	0	0	190,000	0	0
Old Morgantown East Bridge G-76	0	0	216,240	0	0
Maple Grove Bridge G-103	0	0	0	381,600	0
Sang Run Road Bridge G-61	0	0	0	130,000	0
Buffalo Run Road Bridge G-72	0	0	0	0	250,000
Sang Run Road Bridge G-62	0	0	0	0	150,000
Spring Lick Road Slide Restoration	64,500	0	0	0	0
Savage River Slide Restoration	0	545,000	0	0	0
Savage River North Section Rock Fall	0	341,000	0	0	0
Total	1,341,730	2,591,500	1,438,240	1,700,600	1,395,000
Board of Education					
Southern Middle School Renovation	50,000	50,000	1,620,000	2,850,000	2,850,000
Northern High School Boiler & Air Conditioning	825,000	0	0	0	0
Yough Glades Air Conditioning	300,000	0	0	0	0
ERP Software Upgrade	22,450	0	0	0	0
MD First Communication Project	150,435	0	0	0	0
IT Hardware Upgrade	45,000	0	0	0	0
Northern High School Security Vestibule	50,000	0	0	0	0
Northern High School Parking Paving & Lighting	250,000	0	0	0	0
Northern Wastewater Treatment Plant Replacement	0	500,000	0	0	0



	APPROVED FY 2023	PROJECTED FY 2024	PROJECTED FY 2025	PROJECTED FY 2026	PROJECTED FY 2027
Yough Glades Parking Lot Paving	0	250,000	0	0	0
HEEC Pool Renovation	0	75,000	0	0	0
HEEC Roof Replacement	0	0	250,000	0	0
Dennett Road Fire Alarm Replacement	0	0	500,000	0	0
Crellin Parking Lot Paving	0	0	100,000	0	0
Total	1,692,885	875,000	2,470,000	2,850,000	2,850,000
Garrett College					
Turf Baseball Field	1,750,000	0	0	0	0
Tractor & Skid Steer	95,000	0	0	0	0
Future Projects Commitment	0	1,250,000	0	0	0
Total	1,845,000	1,250,000	0	0	0
Ruth Enlow Library					
IT Equipment	25,000	30,000	30,000	30,000	30,000
Oakland Repairs/Improvements	0	15,000	0	30,000	0
Friendsville Library	0	100,000	250,000	0	0
Total	25,000	145,000	280,000	60,000	30,000
Economic Development					
Grantsville (Springs Road) Local Access Road	1,000,000	0	0	0	0
Economic & Community Development Projects	7,000,000	0	0	0	0
Total	8,000,000	0	0	0	0
Total Capital Projects & Capital Outlay	14,229,115	7,270,500	5,023,240	5,845,600	5,260,000

* Expenses from Capital Projects Fund are shown net of Revenue. (County Share reflected for these items.)



Enterprise Funds

Fiscal Year 2023 Budget



SOLID WASTE & RECYCLING FUND

	FY 2022 Approved Budget	FY 2023 Approved Budget
REVENUE		
Customer Payments/Scales	1,150,000	1,230,000
Resident Permits	540,000	540,000
Recycling Income	35,000	55,000
Landfill Interest Income	37,500	55,000
Transfer from Garrett County General Fund for Operating	41,285	5,891
Transfer from Garrett County General Fund for Capital	27,500	139,200
TOTAL REVENUE	1,831,285	2,025,091
OPERATING EXPENDITURES		
Salaries & Fringe Benefits	919,451	960,141
Maintenance & Repairs	73,000	73,000
Supplies	49,850	65,350
Tools	600	600
Electric	18,300	18,300
Fuel & Natural Gases	4,000	4,500
Water & Sewer	131,000	131,000
Network & Communications	10,200	6,700
Transportation	11,106	12,800
Software/Maintenance Agreement	2,400	2,400
Legal and Professional	9,000	9,000
Contracted Services	234,000	257,000
Insurance & Bonds	16,278	15,600
Office Expense	20,000	20,000
Travel & Training	1,000	1,000
Uniforms	2,000	2,000
Safety Supplies & Equipment	4,100	4,100
Small Equipment	2,500	2,500
Equipment Rental	1,000	1,000
Recycling Expense	59,000	58,900
Closure/Postclosure Expense	235,000	240,000
TOTAL OPERATING EXPENDITURES	1,803,785	1,885,891
CAPITAL EXPENDITURES		
Ecomister	0	139,200
Recycling & Refuse Containers (4)	27,500	0
TOTAL CAPITAL EXPENDITURES	27,500	139,200
TOTAL EXPENDITURES	1,831,285	2,025,091



GARRETT COUNTY SANITARY DISTRICT FUND

	FY 2022 Approved Budget	FY 2023 Requested Budget	FY 2023 Approved Budget
REVENUE			
Operation & Maintenance Fees	4,680,135	4,623,727	4,623,727
Tap, Connection & Impact Fees	401,190	580,000	580,000
Connection Charges	119,200	155,000	155,000
Impact Fees	116,175	160,000	160,000
Warehouse Public Sales	445,000	550,000	550,000
Debt Service Revenue - Tap Fees	72,000	68,000	68,000
Septage Receiving Fees	70,000	55,000	55,000
Penalties, Interest & Transfer Fees	40,000	60,000	60,000
Miscellaneous Revenue	60,000	60,000	60,000
Projected Grant/Loan Funding	1,435,000	141,389	141,389
Ad Valorem Tax	2,822,921	2,977,902	2,977,902
TOTAL REVENUE	10,261,621	9,431,018	9,431,018
OPERATING EXPENDITURES			
Salaries & Fringe Benefits	2,045,628	2,269,319	2,269,319
Maintenance & Repairs	660,000	860,000	860,000
Supplies	370,000	475,000	475,000
Cost of Goods Sold	340,000	425,000	425,000
Tools	35,000	50,000	50,000
Electric	460,000	485,000	485,000
Natural Gas & Fuel Oil	27,000	27,000	27,000
Water & Sewer	145,000	169,000	169,000
Network & Communications	28,000	28,000	28,000
Trash	25,000	27,500	27,500
Sludge Disposal	32,500	32,500	32,500
Transportation	115,000	125,000	125,000
Transportation - MES	79,613	70,000	70,000
Software/Maintenance Agreement	20,000	25,000	25,000
Legal and Professional	23,400	23,400	23,400
Contracted Services	210,000	145,000	145,000
Contracted Services - MES	925,181	996,000	996,000
Insurance & Bonds	105,000	105,000	105,000
Office Expense	52,000	57,600	57,600
Travel & Training	7,500	7,500	7,500
Uniforms	10,000	10,000	10,000
Dues, Subscriptions & Reference Materials	2,000	2,000	2,000
Licenses & Permits	3,800	3,800	3,800
Advertising & Promotions	0	0	0
Safety Supplies & Equipment	15,000	15,000	15,000
Small Equipment	15,000	15,000	15,000
Rent Expense	1,000	1,000	1,000



GARRETT COUNTY SANITARY DISTRICT FUND

	FY 2022 Approved Budget	FY 2023 Requested Budget	FY 2023 Approved Budget
Equipment Rental	10,000	20,000	20,000
Debt Service	2,822,921	2,977,902	2,977,902
Transfer to Reserve Fund	(18,922)	(328,503)	(328,503)
TOTAL OPERATING EXPENDITURES	8,566,621	9,119,018	9,119,018
 CAPITAL EXPENDITURES			
Capital Equipment	1,195,000	662,000	312,000
Capital Projects	500,000	0	0
TOTAL CAPITAL EXPENDITURES	1,695,000	662,000	312,000
 TOTAL EXPENDITURES	 10,261,621	 9,781,018	 9,431,018
 CAPITAL EQUIPMENT			
DCL WWTP Centrifuge Repairs		30,000	30,000
Mini Tanker		120,000	0
Bloomington Drying Beds		25,000	25,000
Puzzley Run Fiber		12,000	12,000
Sewer camera/GPR		15,000	15,000
Deer Park Controls		20,000	20,000
Warehouse Improvements - Equipment Storage		25,000	25,000
Maintenance Truck		75,000	75,000
I&I		20,000	20,000
Carmel Cove WTP		150,000	0
Puzzley Run Well Site Fence		50,000	50,000
Lab Analytical Balance		20,000	20,000
Pimex Units		20,000	20,000
Excavator		80,000	0
 TOTAL CAPITAL EQUIPMENT		 662,000	 312,000



AIRPORT FUND

	FY 2022 Approved Budget	FY 2023 Approved Budget
REVENUE		
Fuel Sales	111,000	154,140
Tie Down Fees	500	800
Parking	450	450
Hangar Leases	78,737	85,627
Car Rentals	2,000	1,000
Miscellaneous Income	2,085	2,169
Federal Aviation Administration Grant	293,400	32,000
Maryland Aviation Administration Grant	14,500	0
Transfer from County General Fund	262,516	105,948
TOTAL REVENUE	765,188	382,134
OPERATING EXPENDITURES		
Salaries & Fringe Benefits	176,588	153,262
Maintenance & Repairs	10,750	14,450
Cost of Goods Sold	77,431	119,868
Electric	12,000	14,000
Natural Gas/Fuel Oil	300	400
Water & Sewer	1,100	968
Network & Communications	5,616	5,616
Cable	1,141	1,141
Transportation	2,770	3,254
Legal and Professional	5,300	5,800
Contracted Services	5,635	6,635
Insurance & Bonds	4,852	5,672
Office Expense	7,718	8,078
Travel & Training	1,192	1,900
Memberships & Subscriptions	100	100
Advertising & Promotions	500	590
Safety Supplies & Equipment	300	400
Small Equipment	1,000	2,000
Diesel Fuel	1,100	3,000
Gasoline	1,200	3,000
TOTAL OPERATING EXPENDITURES	316,593	350,134
CAPITAL EXPENDITURES		
Vehicle	32,595	0
AWOS III Replacement	326,000	0
Electrical Conduit	90,000	0
Terminal Roof & Flooring	0	32,000
TOTAL CAPITAL EXPENDITURES	448,595	32,000
TOTAL EXPENDITURES	765,188	382,134



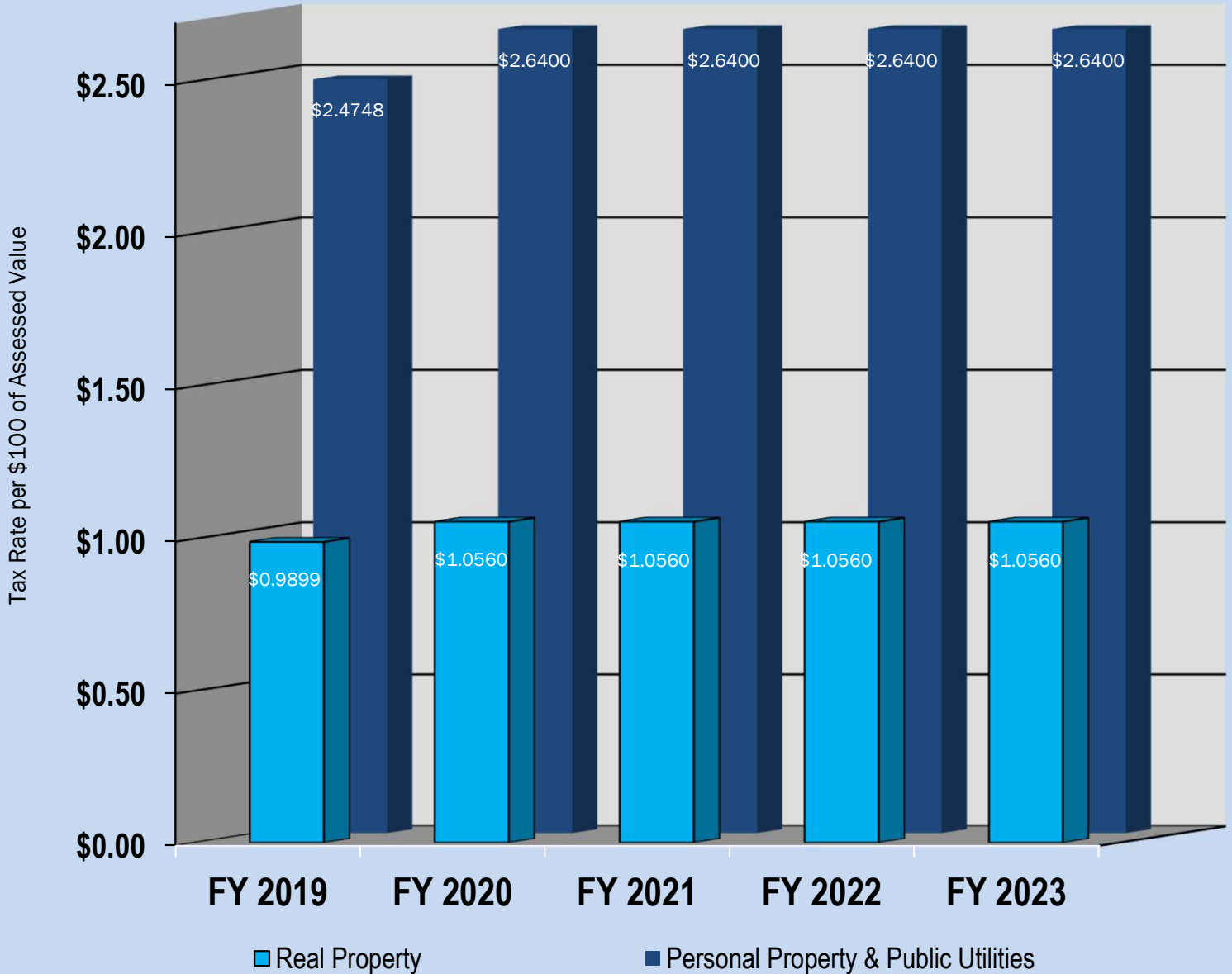
	FY 2022 Approved Budget	FY 2023 Requested Budget	FY 2023 Approved Budget
REVENUE			
Internet & Network Connectivity Fee	260,000	260,000	260,000
EDA - 219 South Broadband	0	960,000	960,000
MD DHCD - 219 South Broadband	0	150,000	150,000
USDA-Rt. 135 Broadband	0	883,573	883,573
Transfer from County General Fund	820,692	1,678,675	1,609,175
TOTAL REVENUE	1,080,692	3,932,248	3,862,748
OPERATING EXPENDITURES			
Salaries & Fringe Benefits	525,514	652,328	652,328
Electric	30,000	36,000	36,000
Network & Communications	215,725	207,330	207,330
Transportation	3,015	4,500	4,500
Software/Maintenance Agreement	258,071	208,579	208,579
Contracted Services	0	50,000	50,000
Legal and Professional	5,300	5,300	5,300
Insurance & Bonds	417	563	563
Office Expense	1,000	1,500	1,500
Travel & Training	8,500	10,000	10,000
Memberships & Subscriptions	150	750	750
Small Equipment/Projects	33,000	307,800	307,800
TOTAL OPERATING EXPENDITURES	1,080,692	1,484,650	1,484,650
CAPITAL EXPENDITURES			
219 South Broadband Expansion	0	1,200,000	1,200,000
135 Broadband Expansion	0	1,178,098	1,178,098
3D Printer	0	6,500	0
Drone	0	20,000	0
Vehicle	0	43,000	0
TOTAL CAPITAL EXPENDITURES	0	2,447,598	2,378,098
TOTAL EXPENDITURES	1,080,692	3,932,248	3,862,748



Tax Rates

Fiscal Year 2023 Budget

PROPERTY TAX RATES



- Real Property Gross Assessable Base = \$4,732,966,916
- Gross Real Property Tax Generated = \$49,907,995
- One penny generates \$473,296 of Gross Real Property Tax Revenue
- Personal Property & Public Utilities Assessable Base = \$241,870,000
- Gross Personal Property & Public Utilities Tax Generated = \$6,382,555
- One penny on the Real Property Tax Rates generates \$60,468 of Gross Personal Property & Public Utilities Tax Revenue

**REAL PROPERTY, PERSONAL PROPERTY, & PUBLIC UTILITIES TAX RATES OF
Garrett County, Maryland**

THE REAL PROPERTY TAX RATES FOR FISCAL YEAR 2023 SHALL BE:

Real Property Tax Rate - All Areas Excluding Mtn. Lake Park	\$1.0560
Real Property Tax Rate - Mtn. Lake Park	\$0.9920



THE PERSONAL PROPERTY & PUBLIC UTILITIES TAX RATES FOR FISCAL YEAR 2023 SHALL BE:

Personal Property & Public Utilities Tax Rate - All Areas Excluding Mtn. Lake Park	\$2.6400
Personal Property & Public Utilities Tax Rate - Mtn. Lake Park	\$2.4800

ATTEST:

Kevin G. Null

Kevin G. Null, County Administrator

June 6, 2022

Date Adopted

APPROVED:

Paul C. Edwards

Paul C. Edwards, Chairman

James C. Hinebaugh, Jr.

James C. Hinebaugh, Jr., Commissioner

S. Larry Tichnell

S. Larry Tichnell, Commissioner

SUPPLEMENTAL LEVY FOR SPECIAL TAXING AREAS OF Garrett County, Maryland

As Provided in Section 9-694 of the Environment Article of the Annotated Code of Maryland, the Board of County Commissioners for Garrett County, Maryland, for the fiscal year 2023 are hereby authorized and empowered to demand and receive from the taxpayers of the following special taxing areas of Garrett County, Maryland, taxes at the rates herein stated, on each one hundred (\$100.00) dollars of assessable property located within the said district.

THE AD VALOREM TAX FOR THE GARRETT COUNTY SANITARY DISTRICT, INC. SHALL BE:

Bloomington Water Sanitary District	\$0.14
Chestnut Ridge Sewer Sanitary District	\$0.20
Deep Creek Lake Water Sanitary District	\$0.10
Deep Creek Lake Sewer Sanitary District	\$0.08
Deer Park Water Sanitary District	\$0.15
Deer Park Sewer Sanitary District	\$0.15
Friendsville Sewer Sanitary District	\$0.07
Jennings Sewer Sanitary District	\$0.06
Keyser's Ridge Water Sanitary District	\$0.24
Meadow Mountain Sewer Sanitary District	\$0.06
Mtn. Lake Park-Loch Lynn Water Sanitary District	\$0.05
Mtn. Lake Park-Loch Lynn Sewer Sanitary District	\$0.03



ATTEST:

Kevin G. Null

Kevin G. Null, County Administrator

June 6, 2022

Date Adopted

APPROVED:

Paul C. Edwards

Paul C. Edwards, Chairman

James C. Hinebaugh, Jr.

James C. Hinebaugh, Jr., Commissioner

S. Larry Tichnell

S. Larry Tichnell, Commissioner



Personnel

Fiscal Year 2023 Budget



POSITION ALLOCATION TABLE

	FY 2022 Amended Positions	FY 2023 Requested Positions	FY 2023 Approved Positions	FY 2023 Total Positions
Airport (2 full time, .5 FTE w/ 1 part time)	2.50	0.00	0.00	2.50
Animal Control (3 full time)	3.00	0.00	0.00	3.00
Animal Shelter (2 full time)	2.00	0.00	0.00	2.00
Circuit Court (5 full time, 2 FTEs)	6.00	0.00	0.00	6.00
Commissioners' Staff (2 full time, .5 FTEs)	2.50	0.00	0.00	2.50
County Commissioners (3 full time)	3.00	0.00	0.00	3.00
Communications - 911 (13 full time)	13.00	0.00	0.00	13.00
Detention Center (26 FTEs)	26.00	2.00	2.00	28.00
Domestic Violence (1 full time)	1.00	0.00	0.00	1.00
Economic Development (4 full time)	4.00	0.00	0.00	4.00
Election Office (3 full time)	3.00	0.00	0.00	3.00
Emergency Management (4 full time)	4.00	0.00	0.00	4.00
Emergency Medical Services (23 full time, 3 part time FTE)	26.00	0.00	0.00	26.00
Engineering (4 full time)	4.00	0.00	0.00	4.00
Facilities & Maintenance (17 full time, 1 part time)	17.50	0.00	0.00	17.50
Finance (8 FTEs)	8.00	0.00	0.00	8.00
Fire Marshall (8 FTEs)	0.00	3.00	3.00	3.00
Human Resources (3 full time)	3.00	0.00	0.00	3.00
Information Technologies (6 FTEs)	6.00	0.00	0.00	6.00
Legal (1 full time)	1.00	0.00	0.00	1.00
Parks & Recreation (1 full time)	0.00	1.00	1.00	1.00
Permits & Inspections (6 full time)	6.00	0.00	0.00	6.00
Planning & Zoning (6 full time)	6.00	0.00	0.00	6.00
Purchasing (1 full time)	1.00	0.00	0.00	1.00
Public Utilities (24.5 FTEs)	24.50	2.00	2.00	26.50
Risk Management (1 full time)	1.00	0.00	0.00	1.00
Roads Division - Maintenance (124 FTEs)	124.00	0.00	0.00	124.00
Sheriff's Department (339 full time)	39.00	3.00	2.00	41.00
Solid Waste Admin. Staff (8 FTEs)	9.00	0.00	0.00	9.00
Solid Waste Site Attendants (8 FTEs)	8.00	0.00	0.00	8.00
State's Attorney (9 FTEs)	9.00	2.00	1.00	10.00
Tax Collections (2 FTEs)	2.00	0.00	0.00	2.00
Total Personnel	365.00	13.00	11.00	376.00



POSITION ALLOCATION TABLE

Boards & Commissions	Members
Planning Commission	7.00
Deep Creek Zoning Appeals Board	7.00
Liquor Control Board	3.00
Board of Election Supervisors	5.00
Judges of the Orphan's Court	3.00
Police Accountability Boards	8.00
Total Members	33.00



Garrett County Government Organizational Chart

